

(C) Christina Deptulski  
(The Blog for Teachers, Readers, and Life!)

Images created with Canva's free graphics.  
All right reserved.

This can be printed/copied for personal &  
educational (1 classroom) purposes.

If other teachers, parents... are interested,  
please refer them to


<https://teacher-librarian-forlife.com>

Direct links to this freebie are not permitted.


Directions:

- 1) Print onto thicker paper.
- 2) Write in your own words (spelling, sight words, vocabulary...
- 3) Cut out each square equally.
- 4) Turn all pictures face down.
- 5) Your child will flip 2 cards over, &  
say the name of the words.
- 6) If they are not a match, flip them over again.
- 7) Do this until you find all the matches.


You can modify, and use less cards  
depending on your child.







(C) Christina Deptulski  
(The Blog for Teachers, Readers, and Life!)




(C) Christina Deptulski  
(The Blog for Teachers, Readers, and Life!)




(C) Christina Deptulski  
(The Blog for Teachers, Readers, and Life!)




(C) Christina Deptulski  
(The Blog for Teachers, Readers, and Life!)



(C) Christina Deptulski  
(The Blog for Teachers, Readers, and Life!)



(C) Christina Deptulski  
(The Blog for Teachers, Readers, and Life!)



(C) Christina Deptulski  
(The Blog for Teachers, Readers, and Life!)